

## VBG2 and VBG3 Ext. Threaded Control Ball Valves

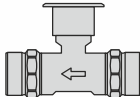
for Use with MVN (DN15-32) and M6061/M7061 (DN40-50) Rotary Actuators

### MOUNTING INSTRUCTIONS

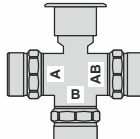
**1**

**VBG 2-WAY and 3-WAY VALVES**

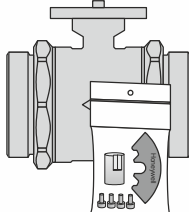
DN15...32



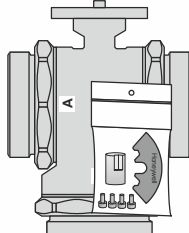
DN15...32



DN40-50






DN40-50



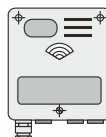

**SUITABLE ACTUATORS**


**MVN (3-Nm)  
ROTARY VALVE ACTUATORS  
FOR DN15...32**





  
**MVN**  
(MU1B-0492GE51)


**M6061 (10-Nm) and M7061 (10-Nm)  
ROTARY VALVE ACTUATORS  
FOR DN40-50**






  
**M6061**  
(MU1B-0415GE51)


  
**M7061**  
(MU1B-0243GE51)

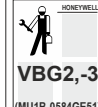
**2**




  
**230 VAC**

  
M6061L

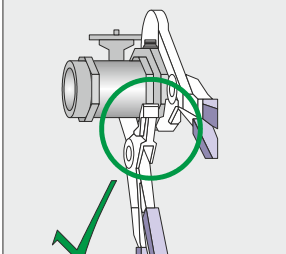

  
MVN663

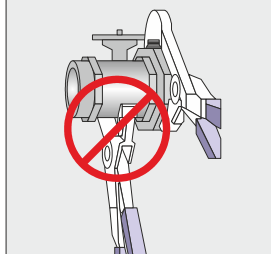

  
VBG2,-3  
(MU1B-0584GE51)



**NOMINAL PRESSURE RATING:**  
PN25

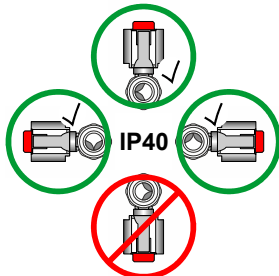
**CONTROLLED FLUID:**  
CHILLED / HOT WATER AS PER VDI2035,  
WITH UP TO 50% GLYCOL.  
NOT FOR USE WITH STEAM OR FUELS.

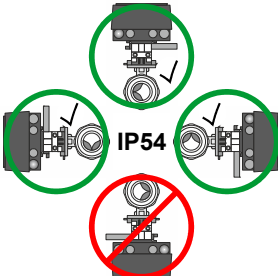
**3**

**MVN  
DIN15...32**



**IP40**

**M6061/7061  
DIN40-50**

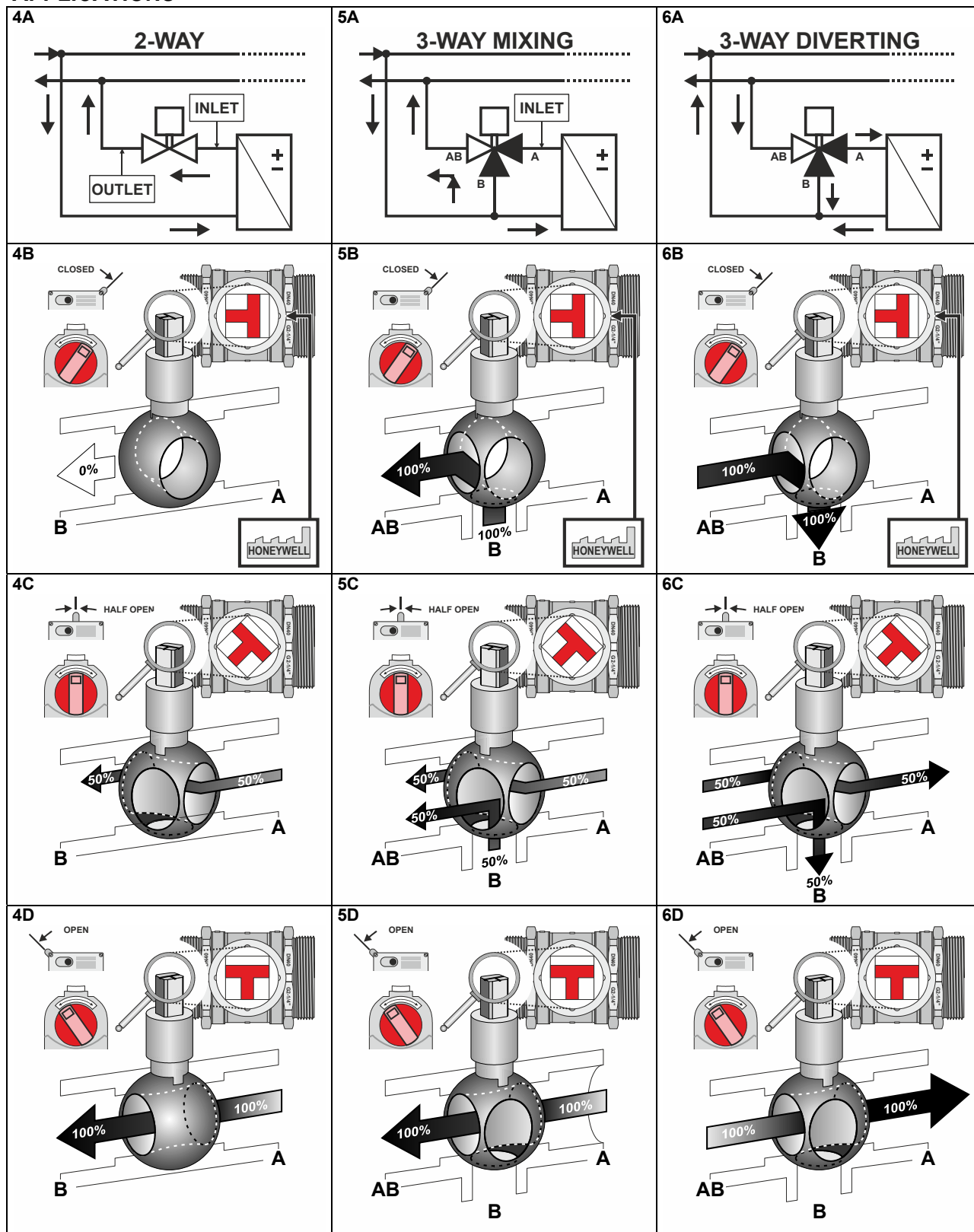


**IP54**

Copyright © 2015 Honeywell Inc. • All Rights Reserved

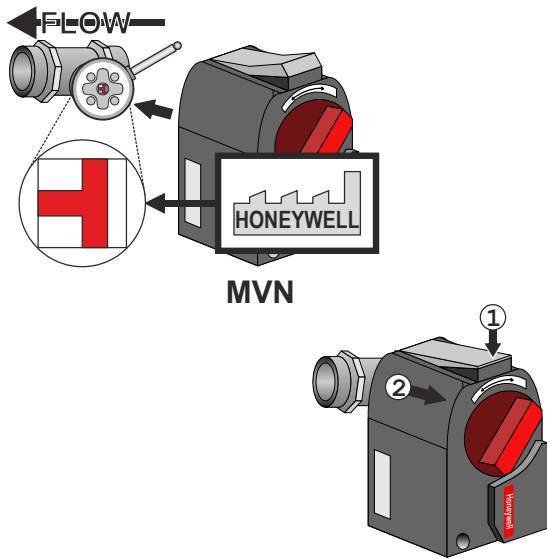
MU1B-0584GE51 R0315A

## APPLICATIONS

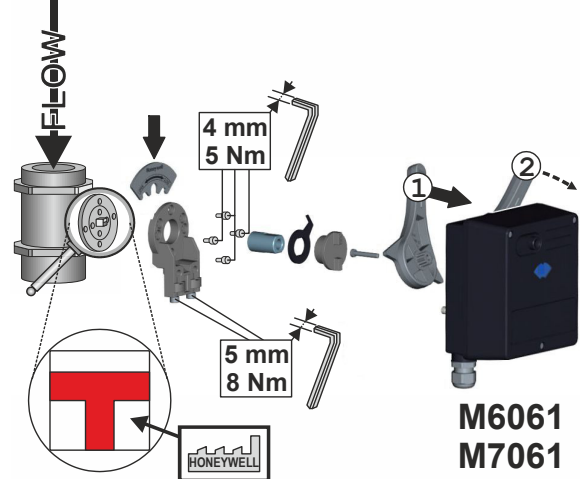


## MOUNTING / DISMOUNTING

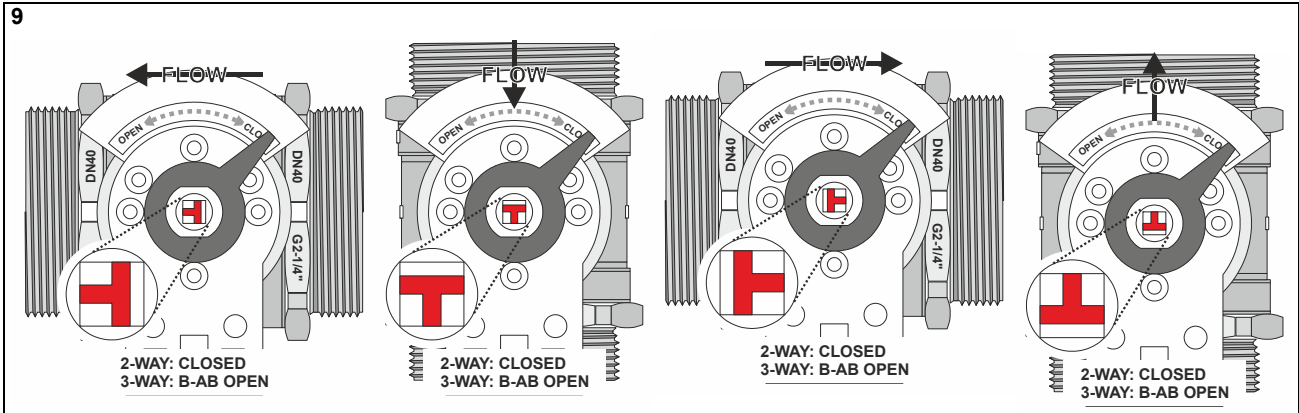
### 7: TWO- AND THREE-WAY VALVES (DN15...32)




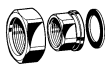
### 8: TWO- AND THREE-WAY VALVES (DN40-50)

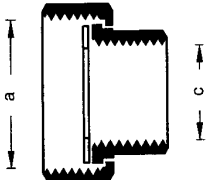


## LINKAGE POSITIONS FOR M6061/M7061



## CONNECTION SET

connection	pipe size	DN	order number	connection set		description
internal thread	R 1/2"	15	AC-15TF-1			consisting of 1 union nut, 1 tailpiece, and 1 gasket
	R 3/4"	20	AC-20TF			
	R 1"	25	AC-25TF			
	R 1-1/4"	32	AC-32TF			
	R 1-1/2"	40	AC-40TF			
	R 2"	50	AC-50TF			

dimensions of connection sets			order number
	a	c	
	G 1"	G 1/2"	AC-15TF-1
	G 1-1/4"	G 3/4"	AC-20TF
	G 1-1/2"	G 1"	AC-25TF
	G 2"	G 1-1/4"	AC-32TF
	G 2-1/4"	G 1-1/2"	AC-40TF
	G 2-3/4"	G 2"	AC-50TF

## DISPOSAL OF VBG CONTROL BALL VALVES

OBSERVE LOCAL REQUIREMENTS ON PROPER WASTE RECYCLING / DISPOSAL!

- Dezincification-resistant brass body
- Chrome-plated brass ball
- Teflon® seals with EPDM O-rings
- Noryl® flow control insert
- Stainless steel screws
- Aluminum DN 40/50 plate and adapter
- PA6.6 + 30% GF Plastic DN 40/50 scale
- PE Plastic bag for DN40/50 linkage parts

# Honeywell

Manufactured for and on behalf of the Environmental and Combustion Controls Division of Honeywell Technologies Sàrl, Rolle, Z.A. La Pièce 16, Switzerland by its Authorized Representative:

### Automation and Control Solutions

Honeywell GmbH  
 Böblinger Strasse 17  
 71101 Schönaich, Germany  
 Phone +49 (0) 7031 637 01  
 Fax +49 (0) 7031 637 740  
<http://ecc.emea.honeywell.com>

MU1B-0584GE51 R0315A

Subject to change without notice